

# GCSE SPANISH



FOUNDATION SPEAKING

ROLE PLAYS AND PHOTO CARDS

AQA

# Índice

Role plays	1
Questions	2
Asking questions	2
Role play examples	4
Photo cards	11
Unpredictable questions	12
Describing the photo	14
Photo card examples	15

# About the exam

## At foundation tier:

LENGTH	
Role play	Approximately 2 minutes
Photo card	2 minutes
General conversation	3-5 minutes

MARKS	
Role play	15
Photo card	15
General conversation	30

# ROLE PLAYS

Communication = /10 (2 marks per bullet point)

Language = /5

Mark	Knowledge and use of language
5	Very good knowledge and use of language.
4	Good knowledge and use of language.
3	Reasonable knowledge and use of language.
2	Limited knowledge and use of language.
1	Poor knowledge and use of language.
0	No language produced is worthy of credit.

Mark	Communication
2	The message is conveyed without ambiguity.
1	The message is partially conveyed or conveyed with some ambiguity.
0	No part of the message is conveyed.

Perfect answer

Small mistake  
e.g. "es sol"  
instead of  
"hace sol"

## MARK SCHEME

# TIPS and TRICKS!

Short, simple answers - Don't give more information than you're asked for!

<b>ROLE-PLAY 1</b>
<b>CANDIDATE'S ROLE</b>

What types of questions could the unpredictable question be?

### Instructions to candidates

Your teacher will play the part of your Mexican friend and will speak first.

You should address your friend as *tú*.

When you see this – ! – you will have to respond to something you have not prepared.

When you see this – ? – you will have to ask a question.

What is the topic?

It will be on the topic - it won't be something completely random!

Estás hablando con tu amigo mexicano/tu amiga mexicana sobre la familia y los amigos.

- Tus hermanos – cuántos.
- Tener hermanos o no tener hermanos: tu preferencia y **una** razón.
- !
- Pasar tiempo con tus amigos – cuándo.
- ? Familia.

This is an easy 15 MARKS in the SPEAKING exam!

You can do it!

What are the easiest ways of asking questions?

Practice question words!

# Questions:



Escribe el inglés:

¿Qué...? \_\_\_\_\_

¿Cuándo...? \_\_\_\_\_

¿Dónde...? \_\_\_\_\_

¿Cómo...? \_\_\_\_\_

¿Quién...? \_\_\_\_\_

¿Cuánto...? \_\_\_\_\_

¿Cuántos...? \_\_\_\_\_

¿Cuál...? \_\_\_\_\_

¿Cuáles...? \_\_\_\_\_

¿Por qué...? \_\_\_\_\_

¿Qué significan estas preguntas?:

¿Cuántos hermanos tienes? \_\_\_\_\_

¿Qué prefieres, Snapchat o Whatsapp? \_\_\_\_\_

¿Para quién es la camiseta? \_\_\_\_\_

¿Cuándo vas al gimnasio? \_\_\_\_\_

¿Para cuántas personas? \_\_\_\_\_

¿Qué compras con tu dinero? \_\_\_\_\_

¿Cuántas clases de inglés tienes a la semana? \_\_\_\_\_

¿Qué haces con tus amigos? \_\_\_\_\_

¿Cuándo es tu cumpleaños? \_\_\_\_\_

¿Cuántos años tiene tu mejor amigo? \_\_\_\_\_

¿Cuál es tu opinión sobre la comida rápida? \_\_\_\_\_

¿Cuánto dinero ganas? \_\_\_\_\_

¿Cómo vas al colegio? \_\_\_\_\_

¿Dónde vives? \_\_\_\_\_

## Asking Questions:

There are a couple of easy ways of asking questions that will work for many of the question prompts:

¿Te gusta...? - Do you like...?

¿Te gustan...? - Do you like...? (plural)

¿Qué piensas de...? - What do you think of...?

BUT these won't work for all!

It's a good idea to learn a few more common ways of asking questions that will work with the common question prompts.

¿Hay...? - Is/are there...?

¿Tienes...? - Do you have...?

When you see "¿Precio", ask:

¿Cuánto es? - How much is it?



**Escribe preguntas:**

- ? Familia \_\_\_\_\_
- ? Fiesta favorita \_\_\_\_\_
- ? Tipo de móvil \_\_\_\_\_
- ? Actividades en el pueblo \_\_\_\_\_
- ? Atracciones turísticas cerca \_\_\_\_\_
- ? Precio \_\_\_\_\_
- ? Actor favorito \_\_\_\_\_
- ? Trabajo en España \_\_\_\_\_
- ? Colegios en Chile \_\_\_\_\_
- ? Deberes \_\_\_\_\_
- ? Videojuego favorito \_\_\_\_\_
- ? Clubs después del insti \_\_\_\_\_
- ? Rebajas \_\_\_\_\_
- ? El trabajo \_\_\_\_\_
- ? Matrimonio \_\_\_\_\_

**Haz una lista: ¿Cómo es...?**


**Haz una lista: ¿Dónde...?**

**Haz una lista: ¿Cuándo...?**

**Haz una lista: ¿Cuántos...?**

**Haz una lista: ¿Para/con quién...?**

# Have a go!



<b>ROLE-PLAY 2</b>
<b>CANDIDATE'S ROLE</b>

Time yourself - try to do it in under 5 minutes!

## Instructions to candidates

Your teacher will play the part of a Bolivian person doing a survey and will speak first.

You should address the reporter as *usted*.

When you see this – **!** – you will have to respond to something you have not prepared.

When you see this – **?** – you will have to ask a question.

Estás hablando con una persona boliviana sobre las redes sociales.

- Tu uso de las redes sociales – cuándo.
- Snapchat o Instagram: tu preferencia y **una** razón.
- **!**
- Tu opinión de mandar emails (**un** detalle).
- **?** Redes sociales en Bolivia.

- \_\_\_\_\_
- \_\_\_\_\_
- **!**
- \_\_\_\_\_
- **?** \_\_\_\_\_

# Have a go!



## ROLE-PLAY 3

### CANDIDATE'S ROLE

Time yourself -  
try to do it in  
under 5 minutes!

#### Instructions to candidates

Your teacher will play the part of an employee in a sports centre in Spain and will speak first.

You should address the employee as *usted*.

When you see this – ! – you will have to respond to something you have not prepared.

When you see this – ? – you will have to ask a question.

Estás hablando con un empleado/una empleada en un polideportivo en España.

- ? Deportes en el polideportivo.
- !
- Ir al polideportivo – cuándo.
- Deportes individuales o en equipo: tu preferencia y **una** razón.
- Tu opinión sobre el polideportivo (**un** detalle).

- ? \_\_\_\_\_
- ! \_\_\_\_\_
- \_\_\_\_\_
- \_\_\_\_\_
- \_\_\_\_\_

# Have a go!



## ROLE-PLAY 4

### CANDIDATE'S ROLE

Time yourself -  
try to do it in  
under 5 minutes!

#### Instructions to candidates

Your teacher will play the part of an assistant in a gift shop in Spain and will speak first.

You should address the assistant as *usted*.

When you see this – **!** – you will have to respond to something you have not prepared.

When you see this – **?** – you will have to ask a question.

Estás hablando con un empleado/una empleada en una tienda de regalos en España.

- Qué regalo.
- Color del regalo.
- **?** Precio.
- Tu opinión sobre las tiendas en España (**un** detalle).
- **!**

- \_\_\_\_\_
- \_\_\_\_\_
- **?** \_\_\_\_\_
- \_\_\_\_\_
- **!**



# Have a go!



## ROLE-PLAY 5

### CANDIDATE'S ROLE

Time yourself -  
try to do it in  
under 5 minutes!

#### Instructions to candidates

Your teacher will play the part of an assistant in a travel agent's in Spain and will speak first.

You should address the assistant as *usted*.

When you see this – **!** – you will have to respond to something you have not prepared.

When you see this – **?** – you will have to ask a question.

Estás hablando con un empleado/una empleada en una agencia de viajes en España.

- **?** Sitios de interés turístico.
- Excursión al campo o a una ciudad: tu preferencia y **una** razón.
- **!**
- Tu actividad preferida durante la excursión (**un** detalle).
- Tu excursión – qué día.

- ? \_\_\_\_\_
- \_\_\_\_\_
- !
- \_\_\_\_\_
- \_\_\_\_\_

# Have a go!



## ROLE-PLAY 6

### CANDIDATE'S ROLE

Time yourself -  
try to do it in  
under 5 minutes!

#### Instructions to candidates

Your teacher will play the part of your Peruvian friend and will speak first.

You should address your friend as *tú*.

When you see this – **!** – you will have to respond to something you have not prepared.

When you see this – **?** – you will have to ask a question.

Estás hablando con tu amigo peruano/tu amiga peruana sobre la vida sana.

- Tus horas de ejercicio físico a la semana – cuántas.
- **!**
- Tu dieta (**un** detalle).
- Tu opinión sobre el tabaco (**un** detalle).
- **?** Malos hábitos.

- \_\_\_\_\_
- **!**  
\_\_\_\_\_
- \_\_\_\_\_
- \_\_\_\_\_
- **?** \_\_\_\_\_

# Have a go!



## ROLE-PLAY 7

### CANDIDATE'S ROLE

Time yourself -  
try to do it in  
under 5 minutes!

#### Instructions to candidates

Your teacher will play the part of your Chilean friend and will speak first.

You should address your friend as *tú*.

When you see this – **!** – you will have to respond to something you have not prepared.

When you see this – **?** – you will have to ask a question.

Estás hablando con tu amigo chileno/tu amiga chilena sobre el colegio.

- Profesores en tu colegio – cuántos.
- **!**
- Tu opinión sobre las actividades deportivas (**un** detalle).
- **?** Recreo.
- Tus actividades durante la hora de comer (**un** detalle).

- \_\_\_\_\_
- **!**
- \_\_\_\_\_
- **?** \_\_\_\_\_
- \_\_\_\_\_

# Have a go!



## ROLE-PLAY 8

### CANDIDATE'S ROLE

Time yourself -  
try to do it in  
under 5 minutes!

#### Instructions to candidates

Your teacher will play the part of your Colombian friend and will speak first.

You should address your friend as *tú*.

When you see this – **!** – you will have to respond to something you have not prepared.

When you see this – **?** – you will have to ask a question.

Estás hablando con tu amigo colombiano/tu amiga colombiana sobre el colegio.

- Tu asignatura favorita y **una** razón.
- **!**
- Clases de matemáticas a la semana – cuántas.
- Aspecto positivo de los deberes (**un** detalle).
- **?** Profesores.

- \_\_\_\_\_
- **!**
- \_\_\_\_\_
- \_\_\_\_\_
- **?** \_\_\_\_\_

# Photo card

Communication = /15

Mark	Communication
13-15	The speaker replies to all questions clearly and develops most answers. He/she gives and explains an opinion.
10-12	The speaker replies to all or nearly all questions clearly and develops some answers. He/she gives and explains an opinion.
7-9	The speaker gives understandable replies to most questions and develops at least one answer. He/she gives an opinion.
4-6	The speaker gives understandable replies to most questions but they may be short and/or repetitive.
1-3	The speaker replies to some questions but the answers are likely to be short and/or repetitive.
0	Communication does not meet the standard required for Level 1 at this tier.

You must have a clear answer to all questions and "develop" at least 3 answers, giving an opinion.

You must have a clear answer to at least 4 out of the 5 questions and "develop" at least 3 answers, giving an opinion.

Don't want to be down here!

MARK Scheme

## TIPS and TRICKS!

What is the topic?

CARD A

CANDIDATE'S PHOTO CARD

- Look at the photo during the preparation period.
- Make any notes you wish to on an Additional Answer Sheet.
- Your teacher will then ask you questions about the photo and about topics related to me, my family and friends.

Think "PALMA" when describing the photo



Remember there are 2 more "unpredictable" questions

This is ALWAYS the first question

What tense is this asking for? 1 out of the 5 questions will ask for another tense.

Your teacher will ask you the following three questions and then **two more questions** which you have not prepared.

- ¿Qué hay en la foto?
- ¿Prefieres celebrar tu cumpleaños con tu familia o con amigos? ... ¿Por qué?
- ¿Te gustaría ser padre/madre en el futuro? ... ¿Por qué (no)?

# UNPredictable Questions:



- Listen carefully to the question - what are you being asked.
- Ask your teacher to repeat if necessary - ¿Puedes repetir?
- When answering:
  - Try to use a time phrase where possible
  - Develop your answer by giving a justified opinion
  - Try to use a negative

¿Qué significan estas preguntas?:

¿Qué haces normalmente con tus amigos el fin de semana?

---

Now give an answer (2/3 sentences)

---

---

---

¿Prefieres pasar tiempo con tus amigos o tu familia? ¿Por qué?

---

Now give an answer (2/3 sentences)

---

---

---

¿Qué hacen tus amigos los fines de semana?

---

Now give an answer (2/3 sentences)

---

---

---

¿Qué tipo de transporte usas más? ¿Por qué?

---

Now give an answer (2/3 sentences)

---

---

---

**¿Qué haces normalmente durante el recreo?**

---

Now give an answer (2/3 sentences)

---

---

---

---

**¿Piensas qué es importante hacer los deberes? ¿Por qué?**

---

Now give an answer (2/3 sentences)

---

---

---

---

**¿Qué hacen tus amigos los fines de semana?**

---

Now give an answer (2/3 sentences)

---

---

---

---

**¿Qué asignatura es más importante para tu futuro? ¿Por qué?**

---

Now give an answer (2/3 sentences)

---

---

---

---

**Háblame de tus redes sociales favoritas**

---

Now give an answer (2/3 sentences)


---

---

---

---

# Describing the Photo:



- Think "PALMA"
  - P - People: who can you see, what do they look like etc...
  - A - Action: What are they doing?
  - L - Location: Where are they?
  - M - Mood: How do they seem? Happy? Sad? Etc...
  - A - Atmosphere: Weather - if possible
- Use connectives! Don't have lots of little sentences, make it into a spoken paragraph!

## TO START

En la foto

Hay...  
Veo...  
Se ve...

in the photo...  
there is  
I see  
you can see...

## ACTION

Está  
Están

He/she is...  
They are...

A

estudiando  
sonriendo  
trabajando  
llevando  
comiendo  
bebiendo  
hablando  
celebrando  
jugando  
riendo

studying  
smiling  
working  
wearing  
eating  
drinking  
talking  
celebrating  
playing  
laughing

## PEOPLE

una mujer  
un hombre  
un chico  
una chica  
una familia  
unos estudiantes  
muchas personas

a woman  
a man  
a boy  
a girl  
a family  
some students  
lots of people

## LOCATION

Está en

He/she is in...

Están en

They are in...

un colegio  
una casa  
la playa  
un parque  
el gimnasio  
el comedor  
las montañas  
un mercado

a school  
a house  
the beach  
a park  
the gym  
the canteen/dining room  
the mountains  
a market

una oficina  
un salón  
el campo  
la biblioteca  
una clínica  
una aula  
un restaurante  
una tienda

an office  
a living room  
the countryside  
the library  
a clinic  
a classroom  
a restaurant  
a shop

## MOOD

Parece...  
Parecen

He/she seems  
They seem

contento(s)  
triste(s)  
cansado(s)  
enfadado(s)  
ocupado(s)  
serio(s)  
concentrado(s)

happy  
sad  
tired  
angry  
busy  
serious  
focused

M

## ATMOSPHERE

hace sol  
hace frío  
hace calor


it's sunny  
It's cold  
it's hot

hace buen tiempo  
hace mal tiempo  
lueve

it's good weather  
it's bad weather  
it's raining

## GREAT PHRASES

Diría que I would say that  
Imagino que I imagine that  
Creo que I think that  
Opino que I think that  
Pienso que I think that  
Me parece que It seems to me that





# Have a go!



## CARD B

### CANDIDATE'S PHOTO CARD

Time yourself -  
try to do it in  
under 8 minutes!

- Look at the photo during the preparation period.
- Make any notes you wish to on an Additional Answer Sheet.
- Your teacher will then ask you questions about the photo and about topics related to **free-time activities**.



Your teacher will ask you the following three questions and then **two more questions** which you have not prepared.

- ¿Qué hay en la foto?
- ¿Qué actividades se pueden hacer en casa con los amigos?
- ¿Qué hiciste con tus amigos la semana pasada?



# Have a go!



## CARD C

### CANDIDATE'S PHOTO CARD

Time yourself -  
try to do it in  
under 8 minutes!

- Look at the photo during the preparation period.
- Make any notes you wish to on an Additional Answer Sheet.
- Your teacher will then ask you questions about the photo and about topics related to **technology in everyday life**.



Your teacher will ask you the following three questions and then **two more questions** which you have not prepared.

- ¿Qué hay en la foto?
- ¿Cuál es tu opinión sobre los videojuegos?
- ¿Qué te gustaría comprar en internet? ... ¿Por qué?

¿Qué hay en la foto?

---

---

---

---

---

---

---

---

---

---

---

---

¿Cuál es tu opinión sobre los videojuegos?

---

---

---

---

---

¿Qué te gustaría comprar en internet? ¿Por qué?

---

---

---

---

---

Háblame de tu móvil

---

---

---

---

En tu opinión ¿cuál es más útil, un móvil o un ordenador? ¿Por qué?

---

---

---

---

# Have a go!



## CARD D

### CANDIDATE'S PHOTO CARD

Time yourself -  
try to do it in  
under 8 minutes!

- Look at the photo during the preparation period.
- Make any notes you wish to on an Additional Answer Sheet.
- Your teacher will then ask you questions about the photo and about topics related to **home, town, neighbourhood and region.**



Your teacher will ask you the following three questions and then **two more questions** which you have not prepared.

- ¿Qué hay en la foto?
- Describe tu pueblo o ciudad.
- ¿En qué tipo de casa te gustaría vivir en el futuro? ... ¿Por qué?



# Have a go!



## CARD E

### CANDIDATE'S PHOTO CARD

Time yourself -  
try to do it in  
under 8 minutes!

- Look at the photo during the preparation period.
- Make any notes you wish to on an Additional Answer Sheet.
- Your teacher will then ask you questions about the photo and about topics related to **travel and tourism**.



Your teacher will ask you the following three questions and then **two more questions** which you have not prepared.

- ¿Qué hay en la foto?
- ¿Cuándo te gusta ir de vacaciones? ... ¿Por qué?
- ¿Qué hiciste durante tus vacaciones el año pasado?

¿Qué hay en la foto?

---

---

---

---

---

---

---

---

---

---

---

---

¿Cuándo te gusta ir de vacaciones? ¿Por qué?

---

---

---

---

¿Qué hiciste durante tus vacaciones el año pasado?

---

---

---

---

¿Prefieres vacaciones de playa o de montaña? ¿Por qué?

---

---

---

---

¿Qué prefieren hacer tus amigos durante las vacaciones?

---

---

---

---



# Have a go!



## CARD G

### CANDIDATE'S PHOTO CARD

Time yourself -  
try to do it in  
under 8 minutes!

- Look at the photo during the preparation period.
- Make any notes you wish to on an Additional Answer Sheet.
- Your teacher will then ask you questions about the photo and about topics related to **jobs, career choices and ambitions.**




Your teacher will ask you the following three questions and then **two more questions** which you have not prepared.

- ¿Qué hay en la foto?
- En tu opinión, ¿es mejor ser veterinario o profesor? ... ¿Por qué?
- ¿Qué tipo de trabajo te gustaría tener los fines de semana? ... ¿Por qué?



# Have a go!



## CARD 1

### CANDIDATE'S PHOTO CARD

Time yourself -  
try to do it in  
under 8 minutes!

- Look at the photo during the preparation period.
- Make any notes you wish to on an Additional Answer Sheet.
- Your teacher will then ask you questions about the photo and about topics related to **my studies**.



Your teacher will ask you the following three questions and then **two more questions** which you have not prepared.

- ¿Qué hay en la foto?
- ¿Qué hiciste durante el recreo ayer?
- ¿Piensas que tienes muchos deberes? ... ¿Por qué (no)?

¿Qué hay en la foto?

---

---

---

---

---

---

---

---

---

---

---

---

¿Qué hiciste durante el recreo ayer?

---

---

---

---

---

¿Piensas que tienes muchos deberes? ¿Por qué?

---

---

---

---

---

¿Prefieres el inglés o las ciencias? ¿Por qué?

---

---

---

---

---

Describe a tu profesor o profesora de matemáticas

---

---

---

---

---

# Have a go!



## CARD H

### CANDIDATE'S PHOTO CARD

Time yourself -  
try to do it in  
under 8 minutes!

- Look at the photo during the preparation period.
- Make any notes you wish to on an Additional Answer Sheet.
- Your teacher will then ask you questions about the photo and about topics related to **life at school/college**.



Your teacher will ask you the following three questions and then **two more questions** which you have not prepared.

- ¿Qué hay en la foto?
- ¿Qué prefieres comer en el colegio? ... ¿Por qué?
- ¿Qué hiciste ayer en clase?

¿Qué hay en la foto?

---

---

---

---

---

---

---

---

---

---

---

---

¿Qué prefieres comer en el colegio? ¿Por qué?

---

---

---

---

¿Qué hiciste ayer en clase?

---

---

---

---

¿Qué profesor te gusta más? ¿Por qué?

---

---

---

---

Describe tu uniforme

---

---

---

---